

# Cabo Yachts Sea Trial

**C40X**

## Cabo 40 Express

**MAN R6-800CRM / 588kW / 788HP<sub>SAE</sub> / 800HP<sub>METRIC</sub>**

Gear ZF 325A 1.485:1

FtLauderdale, FL

Prop Michigan EQY 26x32, 0.825 DAR

15-Feb-05

### Conditions

Temp Air 75 deg F  
Water 74 deg F

Tanks Fuel - Aft tank - Full  
Wtr - Full

Sea 2-3 ft  
Wind S-10 kts

Misc Tower, no enclosure  
6 persons  
Safety Gear/Tools/Test Equipment

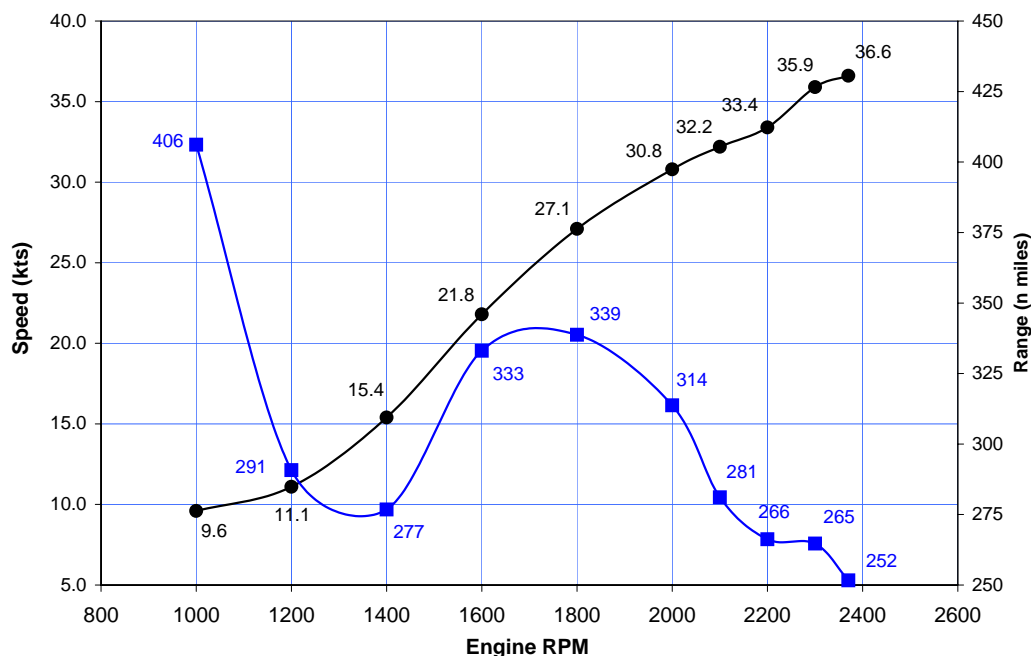
	RPM	V kts	gal/hr/eng	gal/hr	l/h	Range [nm]	nm/gal	nm/l
	1000	9.6	6.5	13.0	49	406	0.7	0.20
	1200	11.1	10.5	21.0	79	291	0.5	0.14
	1400	15.4	15.3	30.6	116	277	0.5	0.13
	1600	21.8	18.0	36.0	136	333	0.6	0.16
	1800	27.1	22.0	44.0	167	339	0.6	0.16
	2000	30.8	27.0	54.0	204	314	0.6	0.15
	2100	32.2	31.5	63.0	238	281	0.5	0.14
	2200	33.4	34.5	69.0	261	266	0.5	0.13
	2300	35.9	37.3	74.6	282	265	0.5	0.13
WOT >	2370	36.6	40.0	80.0	303	252	0.5	0.12
Single Eng Idle 5.3 kts Two Eng Idle 6.3 kts								

Range (nautical miles) is based on 550 gals useable fuel

**Cabo 40 Express 057 - MAN R6-800CRM 588kW / 788HP<sub>SAE</sub> / 800HP<sub>M</sub>**

**ZF325A 1.485:1**

**Michigan EQY, 26x32 4B, Nibral, 0.825 DAR**



Sea trials represent the performance of an individual boat as measured with specific loads under specific conditons. The information is provided for reference only. There is no specific or implied guarantee that any other vessel will meet or exceed the performance shown above. Data is not intended for navigation.

# Cabo Yachts Sea Trial

**C40X**

## Cabo 40 Express

**CAT C12 / 522kW / 700HP<sub>SAE</sub> / 710HP<sub>METRIC</sub>**

Gear ZF 325A 1.485:1

FtLauderdale, FL

Prop Michigan HX400 26x32.5, 0.85DAR, #3 Cup

9-Jul-03

### Conditions

Temp Air 90 deg F  
Water 86 deg F

Tanks Fuel - Aft tank - Full  
Wtr - Full

Sea 0-2 ft

Misc No Hardtop, No Enclosure

Wind 0-5 kts

3 persons

Safety Gear/Tools

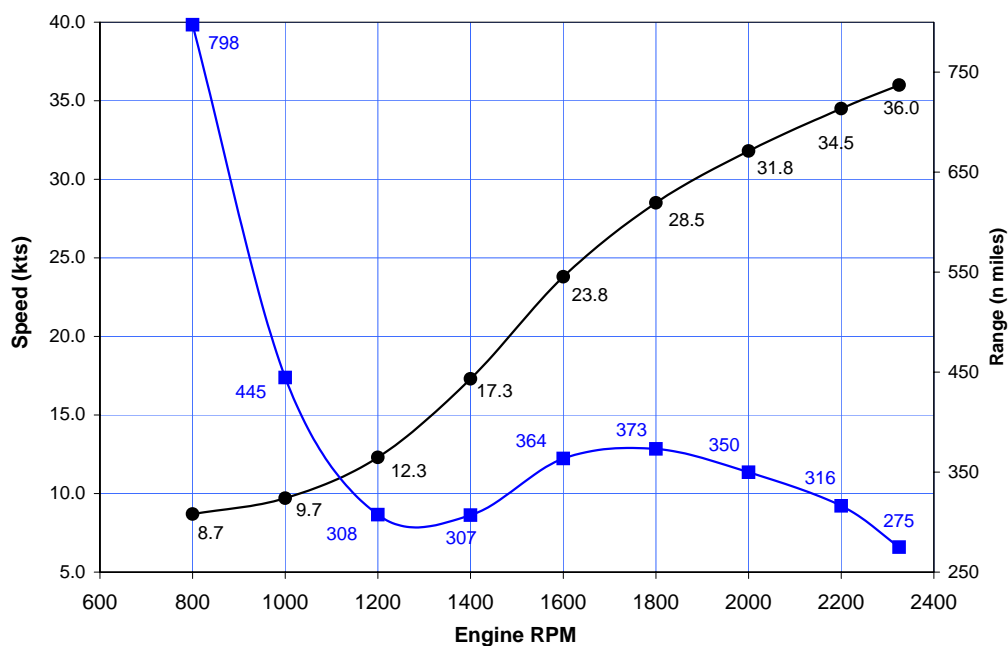
	RPM	V kts	gal/hr/eng	gal/hr	l/h	Range [nm]	nm/gal	nm/l
	800	8.7	3.0	6.0	23	798	1.5	0.38
	1000	9.7	6.0	12.0	45	445	0.8	0.21
	1200	12.3	11.0	22.0	83	308	0.6	0.15
	1400	17.3	15.5	31.0	117	307	0.6	0.15
	1600	23.8	18.0	36.0	136	364	0.7	0.17
	1800	28.5	21.0	42.0	159	373	0.7	0.18
	2000	31.8	25.0	50.0	189	350	0.6	0.17
	2200	34.5	30.0	60.0	227	316	0.6	0.15
WOT >	2325	36.0	36.0	72.0	273	275	0.5	0.13
Single Eng Idle			6.1	kts	Two Eng Idle		7.4	kts

Range (nautical miles) is based on 550 gals useable fuel

**Cabo 40 Express 014 - CAT C12 522kW / 700HP<sub>SAE</sub> / 710HP<sub>M</sub>**

**ZF325A 1.485:1**

**Michigan HX400, 26x32.5 4B, Nibral, 0.85 DAR, #3 Cup**



Sea trials represent the performance of an individual boat as measured with specific loads under specific conditions. The information is provided for reference only. There is no specific or implied guarantee that any other vessel will meet or exceed the performance shown above. Data is not intended for navigation.

# Cabo Yachts Sea Trial

**C40X**

## Cabo 40 Express

**MAN D2876LE401 / 515kW / 691HP<sub>SAE</sub> / 700HP<sub>METRIC</sub>**

Gear ZF 325A 1.485:1

Long Beach, CA

Prop Michigan HX400 26x36 4B, 0.85DAR, #3 Cup

24-Aug-02

### Conditions

Temp Air 72 deg F  
Water 68 deg F

Tanks Fuel - Aft tank - 7/8  
Wtr - Full

Sea 2-3 ft

Misc No Hardtop, No Enclosure

Wind 0-5 kts

7 persons

Safety Gear/Tools

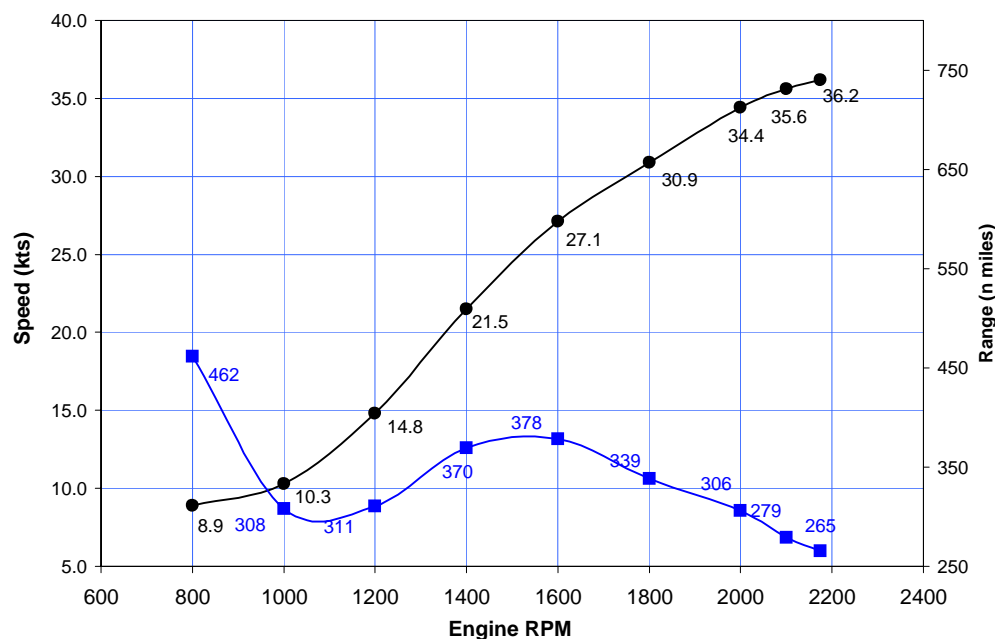
	RPM	V kts	gal/hr/eng	gal/hr	l/h	Range [nm]	nm/gal	nm/l
	800	8.9	5.3	10.6	40	462	0.8	0.22
	1000	10.3	9.2	18.4	70	308	0.6	0.15
	1200	14.8	13.1	26.2	99	311	0.6	0.15
	1400	21.5	16.0	32.0	121	370	0.7	0.18
	1600	27.1	19.7	39.4	149	378	0.7	0.18
	1800	30.9	25.1	50.2	190	339	0.6	0.16
	2000	34.4	30.9	61.8	234	306	0.6	0.15
	2100	35.6	35.1	70.2	266	279	0.5	0.13
WOT >	2175	36.2	37.5	75.0	284	265	0.5	0.13
Single Eng Idle			6.1	kts	Two Eng Idle		7.3	kts

Range (nautical miles) is based on 550 gals useable fuel

### Cabo 40 Express 01 - MAN D2876LE401 515kW / 691HP<sub>SAE</sub> / 700HP<sub>M</sub>

ZF325A 1.485:1

Michigan HX400, 26x36 4B, Nibral, 0.85 DAR, #3 Cup



Sea trials represent the performance of an individual boat as measured with specific loads under specific conditions. The information is provided for reference only. There is no specific or implied guarantee that any other vessel will meet or exceed the performance shown above. Data is not intended for navigation.

# Cabo Yachts Sea Trial

**C40FB**

## Cabo 40 Flybridge

**CAT C12 / 522kW / 700HP<sub>SAE</sub> / 710HP<sub>METRIC</sub>**

Gear ZF 325A 1.485:1

Long Beach, CA

Prop Michigan HX400 26x32, 0.85DAR, #3 Cup

13-Jan-04

### Conditions

Temp Air 65 deg F

Tanks Fuel - Aft tank - Full

Water 56 deg F

Wtr - Full

Sea 0-1 ft

Misc No Hardtop, No Enclosure

Wind 0-5 kts

6 persons

Safety Gear/Tools

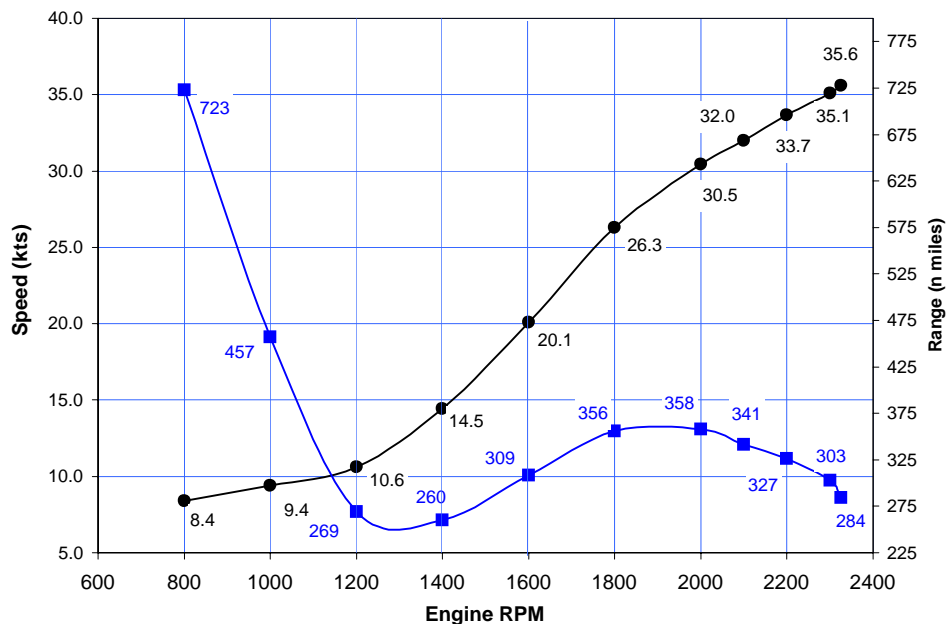
	RPM	V kts	gal/hr/eng	gal/hr	l/h	Range [nm]	nm/gal	nm/l
	800	8.4	3.1	6.1	23	723	1.4	0.36
	1000	9.4	5.4	10.8	41	457	0.9	0.23
	1200	10.6	10.4	20.7	78	269	0.5	0.14
	1400	14.5	14.6	29.2	111	260	0.5	0.13
	1600	20.1	17.1	34.2	129	309	0.6	0.16
	1800	26.3	19.4	38.8	147	356	0.7	0.18
	2000	30.5	22.4	44.7	169	358	0.7	0.18
	2100	32.0	24.6	49.2	186	341	0.7	0.17
	2200	33.7	27.1	54.1	205	327	0.6	0.16
	2300	35.1	30.5	60.9	231	303	0.6	0.15
WOT >	2325	35.6	32.9	65.8	249	284	0.5	0.14
Single Eng Idle			5.5	kts	Two Eng Idle		6.7	kts

Range (nautical miles) is based on 525 gals useable fuel

**Cabo 40 Flybridge 01 - CAT C12 522kW / 700HP<sub>SAE</sub> / 710HP<sub>M</sub>**

**ZF325A 1.485:1**

**Michigan HX400, 26x32 4B, Nibral, 0.85 DAR, #3 Cup**



Sea trials represent the performance of an individual boat as measured with specific loads under specific conditons. The information is provided for reference only. There is no specific or implied guarantee that any other vessel will meet or exceed the performance shown above. Data is not intended for navigation.